



Microsoft Teams Governance

Or let me ask another way:

Can we allow everyone to create a Team in Office 365?

Robert Mulsow | Microsoft MVP, Microsoft P-TSP, VP of TSP EMEA

Microsoft
Partner



Gold Application Development
Gold Cloud Platform
Gold Cloud Productivity
Gold Collaboration and Content



Accessible content is available upon request.



1. INSTALL THE
COLLABSUMMIT APP



2. RATE THE SESSIONS
THAT YOU HAVE
ATTENDED

3. WIN ONE OF THE 4
C64-MINIS



www.collabsummit.eu/app

♥ DIAMOND AND PLATINUM SPONSORS ♥



C:\Who Am I?



Robert
Mulsow



VP of
TSP EMEA

IT Pro

Power Addict



AvePoint® Corporate Overview

Migrate. Backup. Automate. Control.



 AvePoint®
HQ in Jersey City, NJ
1.600 Employees
ca.40 Employees in Germany

Platform:



SharePoint



Office 365



OneDrive



Microsoft
Dynamics CRM

Deployment
options:



Cloud



Hybrid



On-Prem

16K+ 6M+ 88
Customers Cloud User Countries



Microsoft
Partner



2017 Partner of the Year Winner
Public Sector: Microsoft CityNext Award

2016 Partner of the Year Winner
Technology for Good Citizenship Award

2015 Partner of the Year Winner
Collaboration and Content

2014 Partner of the Year Winner
Public Sector: Public Safety and National Security



Goals for a good Office 365 Usage?



Let's calculate a user example...

- 2.000 Employees
- 1 new Group per employee per week
- 40 work weeks per year

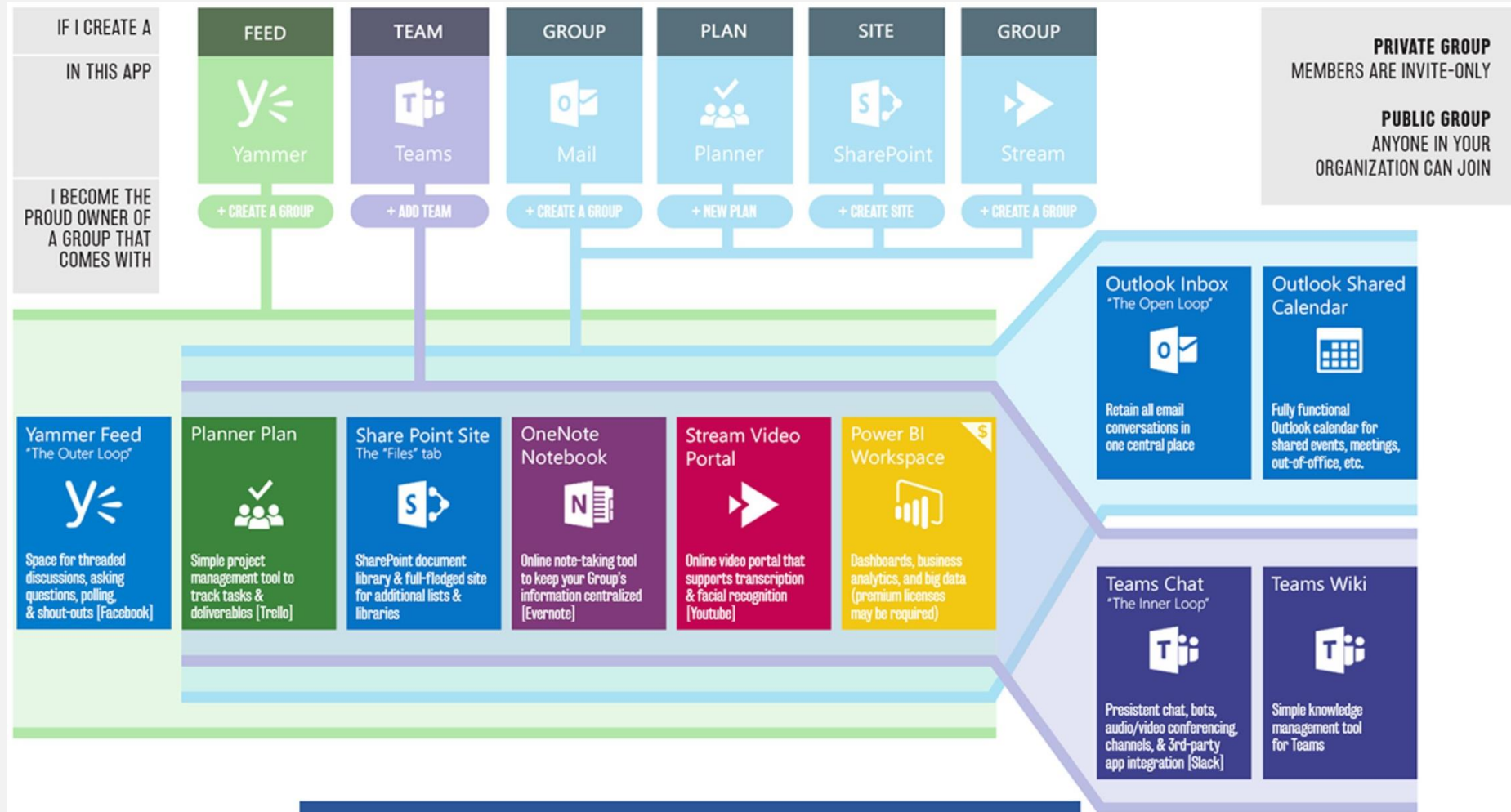
... and after two years we have...

...160.000 Groups

Why so many?



Where does this come from?



Infographic: Matt Wade
@icansharepoint

<http://icansharepoint.com/everyday-guide-office-365-groups/>



Goals for a good Office 365 Usage

Governance

Adoption




Goals for a good Office 365 Usage


Governance



Adoption



Goals for a good Office 365 Usage



What do I need to govern?



For collaborative workspaces, customers want to govern:

How are Teams
requested, approved
and created

Provisioning

How are availability,
compliance and
changes over time are
managed

Management

















How do I
retain/expire/dispose of
Teams as appropriate

Lifecycle



What Governance is needed for you?

Governance for Provisioning

Level 1		
- Activate/Disable Office 365 Groups/Teams		
- Self-Service Provisioning		
Level 2		
- Naming conventions (Pre-& Suffix + Black Lists for Office 365 Groups/Teams)		
- Creation only possible for certain users		
- Office 365 Classification for Office 365 Groups/Teams		
- Approval process		
- Enforce public vs. private classification		
Level 3		
- Various and granular naming conventions		
- Enrichment with further metadata		
- Enforce memberships (e.g. always IT admin as owner)		
- Dynamic membership by AD groups		
- Different approval processes		



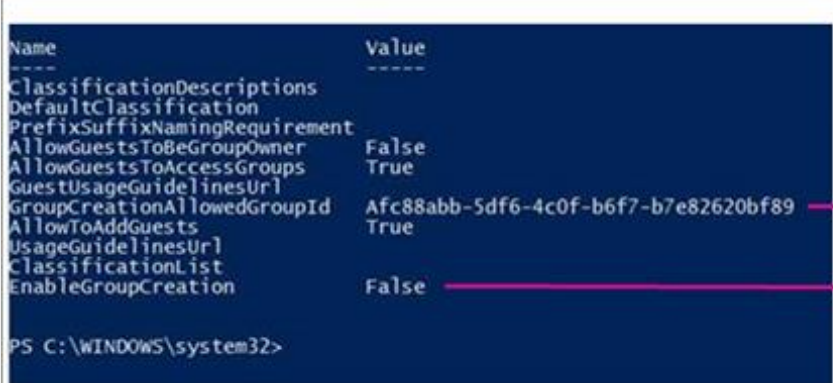
Integrated Office 365 Capabilities

Aktivate/Deactivate Self-Service Provisionierung

- There are 17 ways to create an Office 365 Group
- We trust the user, they choose the right settings
- Or only O365 administrators can create groups

In combination with AAD P1

- An AAD group is eligible creating groups
- Enforce naming conventions
- Usage policies
- Set classification



The screenshot shows a PowerShell command in a terminal window. The command is `PS C:\WINDOWS\system32>`. The output is a table with two columns: 'Name' and 'Value'. The table lists various settings for creating Office 365 groups. Two specific settings are highlighted with red boxes and lines pointing to them: 'AllowedToCreateGroups' with a value of 'Afc88abb-5df6-4c0f-b6f7-b7e82620bf89' and 'EnableGroupCreation' with a value of 'False'.

Name	Value
ClassificationDescriptions	
DefaultClassification	
PrefixSuffixNamingRequirement	
AllowGuestsToBeGroupOwner	False
AllowGuestsToAccessGroups	True
GuestUsageGuidelinesUrl	
GroupCreationAllowedGroupId	Afc88abb-5df6-4c0f-b6f7-b7e82620bf89
AllowToAddGuests	True
UsageGuidelinesUrl	
ClassificationList	
EnableGroupCreation	False

This is the Id of AllowedToCreateGroups

This indicates no one else in the company can create groups

Governance for Management

Level 1

- Group owners can configure memberships themselves



Level 2


- Group membership approval process



- Approval process for group memberships of external employees



- Granular Backup/Restore Capabilities



Level 3

- Minimum and maximum number of group owners



- Role recertification (Groups/Teams Owners and memberships)



- Auditing recertifications



Integrated Office 365 Capabilities

Office 365 Standard

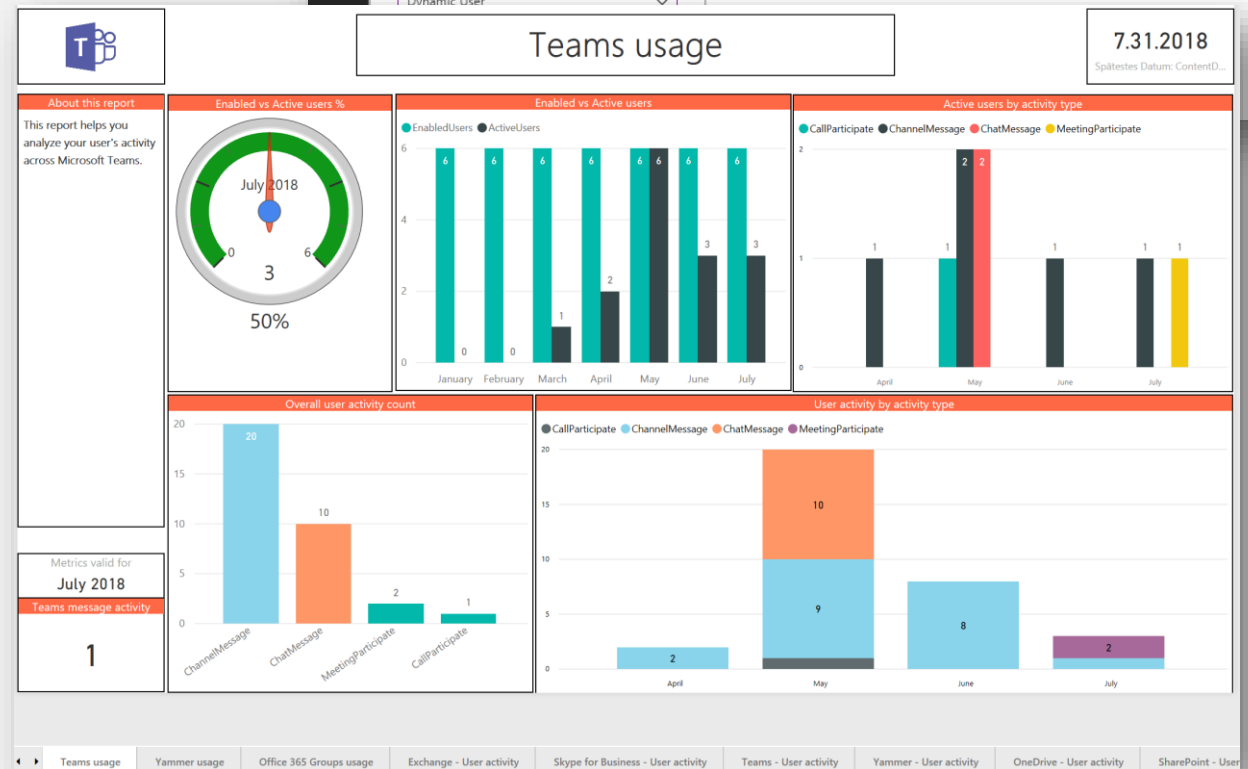
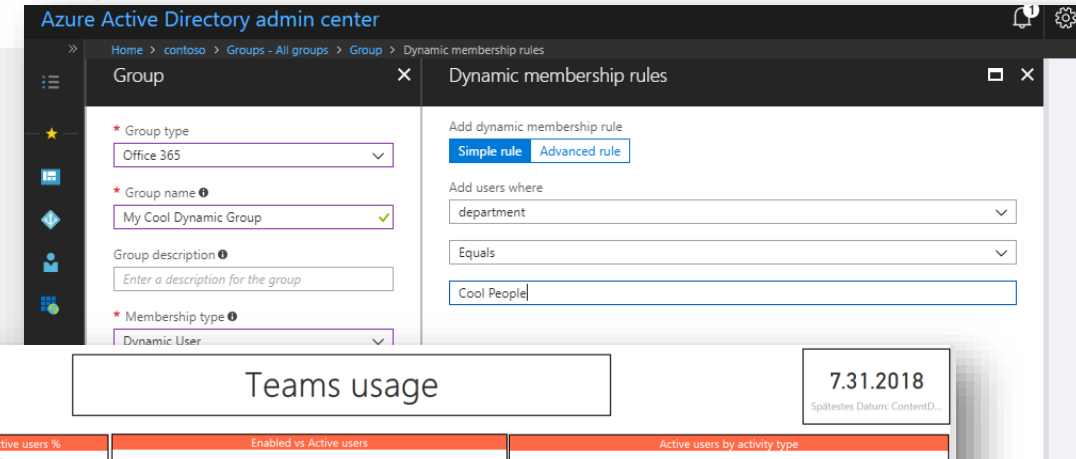
- Manually configure permissions
- Usage logging
- Auditing

In combination with AAD P1

- Dynamic Group Memberships

In combination with AAD P2

- Membership recertification



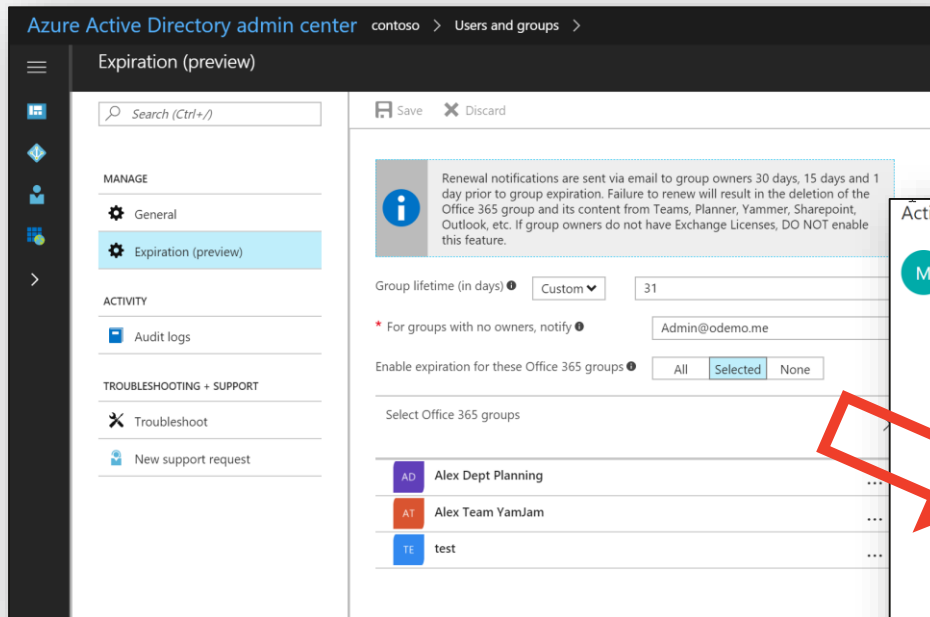
Governance for Lifecycle

Level 1		
- Owners can archive groups		
Level 2		
- Usage/Rention time with expiration date		
- Inactivity-driven archiving/erasure		
- Archiving/deletion based on metadata		
- Approval processes for archiving/erasure		
Level 3		
- Offline archiving (get out of Office 365 with long-term storage)		

Integrated Office 365 Capabilities

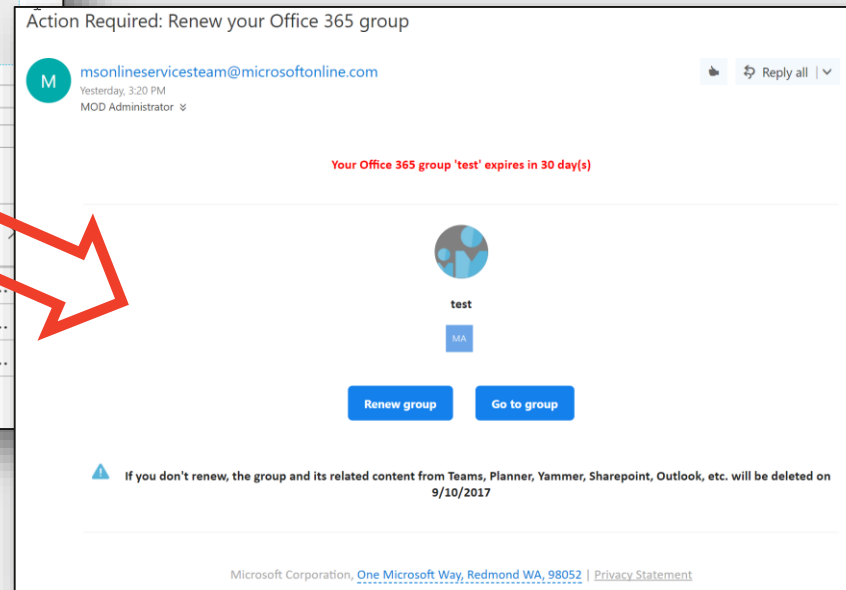
Expiration guidelines (AAD P1)

- “Lease period” of a Group



Retention Policies

- Preventing deletion for specific time



Governance without
Enforcement is just
Suggestion...



*How's AvePoint handling these
Challenges of Governance and Adoption?*

Govern Provisioning

- Everybody can create Teams with native provisioning
- Additional Metadata Confirmation after provisioning



Either through a Self-Service...



Search To-do List

Home

Workspace

Requests

+ New Request

New Request > Create Team ⓘ

Step1. Request Info / **Step2. Basic Info** / Step3. Advanced Info

* Primary Team Contact ⓘ

 Kat Larsson 

* Secondary Team Contact ⓘ





 Arymundo Pinto 

* Team Owners ⓘ

 Kat Larsson 

Team Members ⓘ

☒ Select Team members manually ⓘ


 Arymundo Pinto   Tony Coppa 

☐ Define rules to populate team members dynamically

☐ Enable hidden team membership to hide the members of the Office 365 Group from users who are not members of the team

Office 365 Team Policy

* Office 365 Group policy ⓘ

Policy with Renew_Group Team 

Cancel

Save as Draft

Save and Submit





Search To-do List

Home

Workspace

Requests

+ New Request

New Request > Create Team ⓘ

Step1. Request Info / Step2. Basic Info / Step3. Advanced Info

Team Members Permissions

- ☒ Allow members to create and update channels
- ☒ Allow members to delete and restore channels
- ☒ Allow members to add and remove apps
- ☒ Allow members to create, update, and remove tabs
- ☒ Allow members to create, update, and remove connectors
- ☒ Allow members to edit their messages

Guest Permissions

- ☒ Allow guests to create and update channels
- ☒ Allow guests to delete channels

Team Name

* Team Name

Contoso Research Project

* Team Description

Collaboration space to store documents and share notes related to Contoso project.

Cancel

Save as Draft

Save and Submit



...or via Reconfirmation



Home



Workspace




Requests



New Request

Contoso Research Project Details



 Confirm Governance Details

Team Basic Info

Phase	<div><div></div> Confirm Governance Details Pending (Phase Start Time: 2018-12-18 16:30, Assignee: Kat Larsson)</div>
Automatic Import Profile	Auto Import Microsoft Teams
Group/Team Name	Contoso Research Project
Group/Team ID	contosoresearchproject@avepoint.com
Primary Group/Team Contact	
Secondary Group/Team Contact	
Group/Team Owners	
Group/Team Policy	
Object Type	Microsoft Team
Language	N/A

Metadata

Business Sensitivity	N/A
External Sharing Required	N/A



Home



Workspace



Requests

+ New Request

Confirm : Contoso Research Project

Notes to Data Owner

As a data owner, you have responsibilities...

You recently created a new Office 365 Group or Team. Our corporate governance policy requires you to complete this import process and apply the appropriate governance information for your newly created group within 7 days of creation.

If you fail to complete this process, your group/team may be deleted without warning.


Primary Site Collection Contact Information

- ☒ Yes, I'm the primary group/team contact
- ☐ No, but I know who is the primary group/team contact
- ☐ No, and I don't know who is the primary group/team contact

Group/Team Information

* Secondary Group/Team Contact

 Tony Coppa 

* Group/Team Policy 

Policy with Renew 

* Department

Executive 

Cancel

Confirm

Govern Ongoing Management

- Request additional Services
- Confirm Ownership and Contact Persons
- Confirm and Renew memberships and metadata



Search

Home

Workspaces

Requests

New Request

Settings

Need Help?

Todo List

Approvals & Confirmations

Date due

Nov 13, 2018

Due today

Research & Development

Group Confirmation

✓

✗

🔄

Nov 16, 2018

Due this week

Finance

Group Confirmation

✓

✗

🔄

Nov 21, 2018

X1050 Launch Team

Group Confirmation

✓

✗

🔄

Dec 3, 2018

Product Reviews

Group Confirmation

✓

✗

🔄

Validations

Date due

Nov 13, 2018

Due today

Product Team Collab

Permission Renewal

✗

🔄

Nov 27, 2018

Research & Development

Membership Renewal

✗

🔄

Dec 2, 2018

Marketing - North America

Contact Renewal

✗

🔄

Quick Request

Featured

Provisioning

New Demo Site

>

Administration

Change Project Owner

>

Provisioning

Project Management Questionnaire

>

News & Updates

Curabitur lobortis id lorem id bibendum

Vestibulum rutrum quam vitae fringilla tincidunt. Suspendisse nec tortor urna. Donec quis ornare lacus. Etiam gravida mollis tortor quis porttitor.

Customizable by Admin

This copy is customizable by the admin in the product settings.

Workspaces

✓	Name ↓	Type	Date Created	Primary Contact	Status	
<input type="radio"/>	Research & Development	Group	Oct 18, 10:23am	Rayna Edelstein	● Pending Renewal	
<input type="radio"/>	Finance	Group	Mar 22, 8:15am	Heiko Schulz	● Pending Confirmation	
<input checked="" type="radio"/>	X1050 Launch Team	...	Group	Oct 18, 10:23am	Rayna Edelstein	● Pending Recertification
<input type="radio"/>	Commissioned Research	Group	Yesterday, 3:34pm	Heiko Schulz	● Active	
<input type="radio"/>	Site Name	Site	Oct 18, 10:23am	Matt Klamann	● Active	
<input type="radio"/>	Another Group Name	Group	Jul 8, 2:22pm	Rayna Edelstein	● Inactive	
<input type="radio"/>	Sites Can Go Here Too	Site	Oct 12, 2:46pm	Kat Larson	● Active	
<input type="radio"/>	Group Name	Group	Oct 7, 4:56pm	Rayna Edelstein	● Active	




 Home

 Workspace

 Requests



Contoso Research Project Details

 Renew

Group Basic Info

Phase

● Renewal Pending
(Phase Start Time: 2018-12-18 16:30, Assignee: pm)

Automatic Import Profile

Group/Team Name

Contoso Research Project

Group/Team ID

contosoresearchproject@avepoint.com

Primary Group/Team Contact

Kat Larsson

Secondary Group/Team Contact

Adele Vance

Group/Team Owners

Kat Larsson

Group/Team Policy

Renewal Group Policy 1 ⓘ

Object Type

Microsoft Team

Language

English

Metadata

Business Sensitivty

High

External Sharing Required

Yes



Cancel

Home

Workspace

Requests

+ New Request

Contoso Research Project Renewal

Steps for Renewal

Contact Renewal

Confirm that the contacts are still correct. If necessary, you can assign the roles to other users.

Site Permission Renewal

Confirm that the permissions for users are still correct. If necessary, you can update the permissions.

Membership Renewal

Confirm that the membership for users are still correct. If necessary, you can update the membership.

Metadata Renewal

Confirm that the metadata is still correct. If necessary, you can update the metadata values.

Primary Group/Team Contact:



Kat Larsson



Secondary Group/Team Contact:



Tony Coppa



Next



Search in All

Cancel

- Home
- Workspaces
- Requests

New request

Group renewal: DG-2000 Feedback

Renewal steps

Contact renewal
Confirm that the primary and secondary contacts are still correct. If necessary, you can assign the roles to other users.

Permission renewal
Confirm that the group team site permissions for users and groups are still correct. If necessary, you can update the permissions.

Membership renewal
Confirm that the group team site permissions for users and groups are still correct. If necessary, you can update the permissions.

Metadata renewal
Confirm that the metadata is still correct. If necessary, you can update the metadata values.

Permissions

Reset

Display name	Account type ↓	Permissions	Access type
Megan Bowen	User	1 Permissions	Internal
Diego Siciliani	User	1 Permissions	Internal
Grady Archie	User	1 Permissions	Internal
Lidia Holloway	User	1 Permissions	Internal
DG-2000 Feedback Owners	SharePoint Group	1 Permissions	
DG-2000 Feedback Visitors	SharePoint Group	1 Permissions	
DG-2000 Feedback Members	SharePoint Group	1 Permissions	

6 members in the group [View group members](#)

DG-2000 Feedback
<https://m365x313735.sharepoint.com/sites/dg-2000fe...>
Site

Permissions

Edit





Search in All

Cancel

- Home
- Workspaces
- Requests

+ New request

Group renewal: DG-2000 Feedback Members

Renewal steps

Contact renewal
Confirm that the primary and secondary contacts are still correct. If necessary, you can assign the roles to other users.

Permission renewal
Confirm that the group team site permissions for users and groups are still correct. If necessary, you can update the permissions.

Membership renewal
Confirm that the group team site permissions for users and groups are still correct. If necessary, you can update the permissions.

Metadata renewal
Confirm that the metadata is still correct. If necessary, you can update the metadata values.

Permissions

Display name

Member

Display name

Group

Display name

Display name

Display name

6 members

DG-2000

https://
Site

View group members: DG-2000 Feedback Members

Change group

Remove user from group

Remove user from site collection

Display name

Account type ↓

Access type

Diego Siciliani

User

Internal

Grady Archie

User

Internal

Lidia Holloway

User

Internal

Megan Bowen

User

Internal

DG-2000 Feedback Members

Domain Group

Internal

Everyone except external users

Domain Group

Internal

Cancel

Contoso Research Project Renewal

Steps for Renewal

Contact Renewal

Confirm that the contacts are still correct. If necessary, you can assign the roles to other users.

Site Permission Renewal

Confirm that the permissions for users are still correct. If necessary, you can update the permissions.

Membership Renewal

Confirm that the membership for users are still correct. If necessary, you can update the membership.

Metadata Renewal

Confirm that the metadata is still correct. If necessary, you can update the metadata values.

Add Member

Add Owner

Promote to Owner

Remove from Group

Reset

Username	User Role	Change Action
<div><div></div>Administrator MOD</div>	Group Member	
<div><div></div>Adele Vance</div>	Group Owner	Promoted
<div><div></div>Administrator MOD</div>	Group Member	
<div><div></div>Ashley Lim</div>	Group Member	Removed

Back

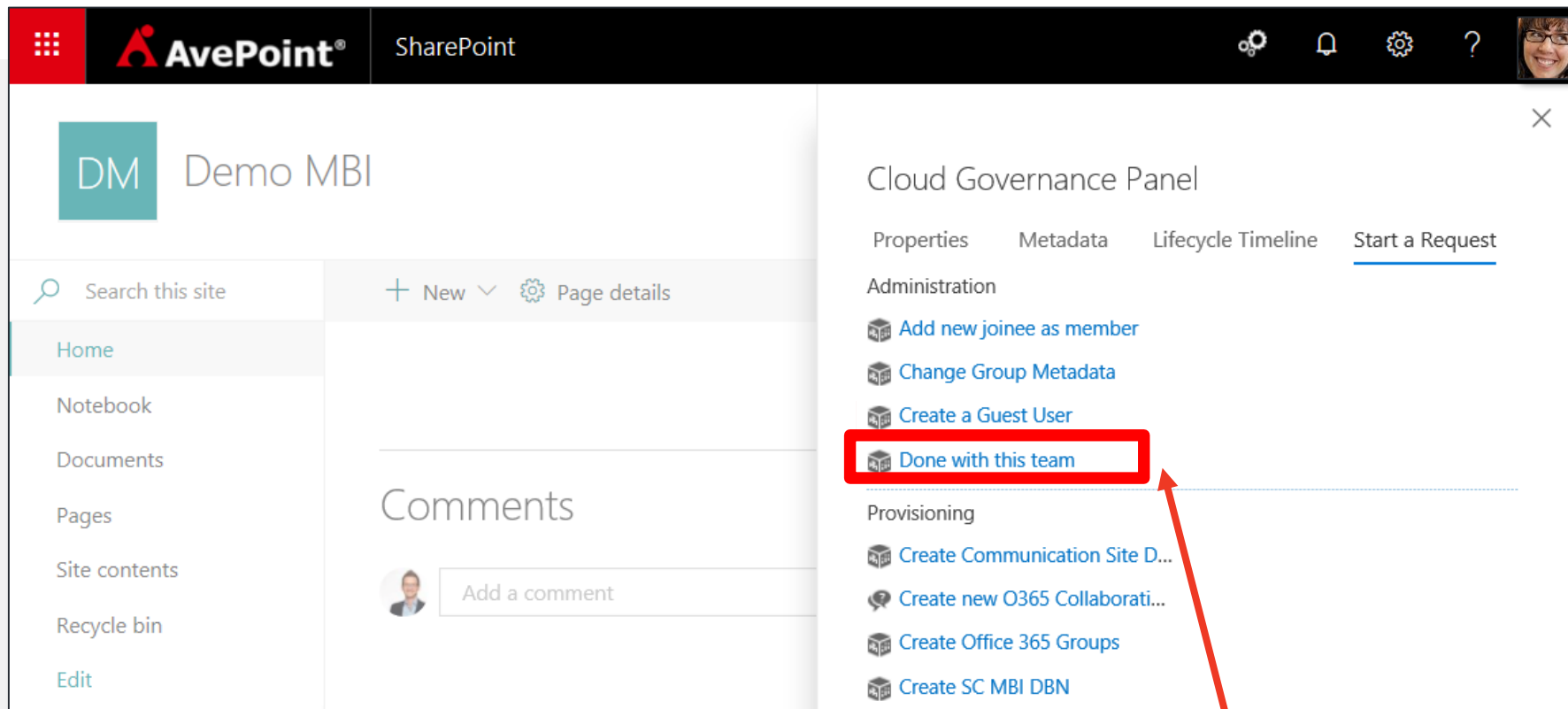
Next

Govern Information Lifecycle

- Automated Expiration
- Request Archival



Request Archival of a Team



Upon Request from Users (with Business Owner Approval)
the Team will be archived or deleted (depending on classification)

Summary

thank you



SalesDE@AvePoint.com
+49 (0)89 21 90 98 90



www.AvePoint.de



[in](#) [twitter](#) [youtube](#) [f](#) [g+](#)

Gracias

ευχαριστώ

Danke

Grazie

благодаря

Hvala

Obrigado

Kiitos

شكراً

Tak

Ahsante

Teşekkürler

متشكرم

Salamat Po

감사합니다

Cám ơn

شكريه

Terima Kasih

Dank u Wel

Děkuji

நன்றி

Köszönöm

ありがとう
ございます

ขอขอบคุณครับ

Dziękuję

谢谢

Tack

Mulțumesc

спасибо

Merci

תודה

多謝晒

дякую

Ďakujem



1. INSTALL THE
COLLABSUMMIT APP



2. RATE THE SESSIONS
THAT YOU HAVE
ATTENDED

3. WIN ONE OF THE 4
C64-MINIS



www.collabsummit.eu/app